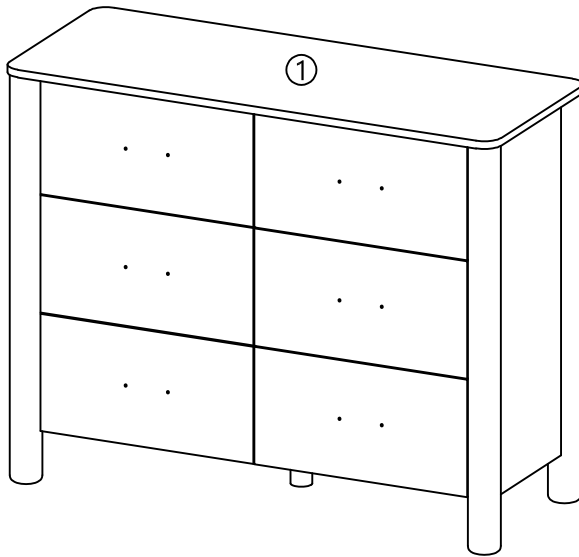


ASSEMBLY INSTRUCTIONS

59966 - LOUIE CHEST OF DRAWERS GLACIER

Please read instructions carefully. Remove all wrapping material, staples and packing straps from the carton. See hardware and furniture parts list for guidance. Be sure you have all parts before you start assembling. Place all wooden furniture parts on a clean flat soft surface, such as carpet or rug to prevent from being scratched.

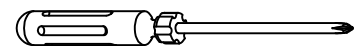
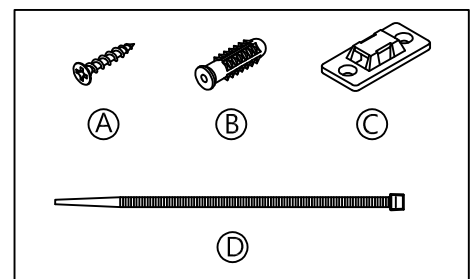



PARTS INCLUDED

1. Chest : 1pc

HARDWARE LIST

A. Screw : 2pcs
B. Rawl plug : 2pcs
C. Plastic bracket : 1pc
D. Plastic strap : 1pc



Phillips Head Screwdriver
(Not included)

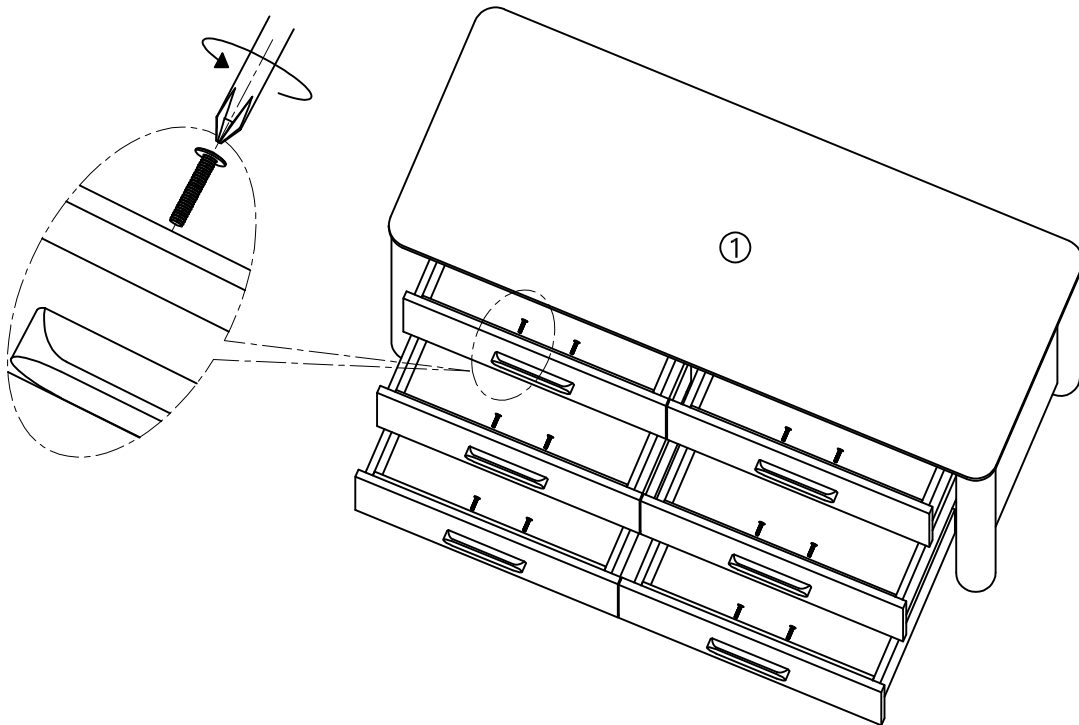
ASSEMBLY INSTRUCTIONS

adairs kids

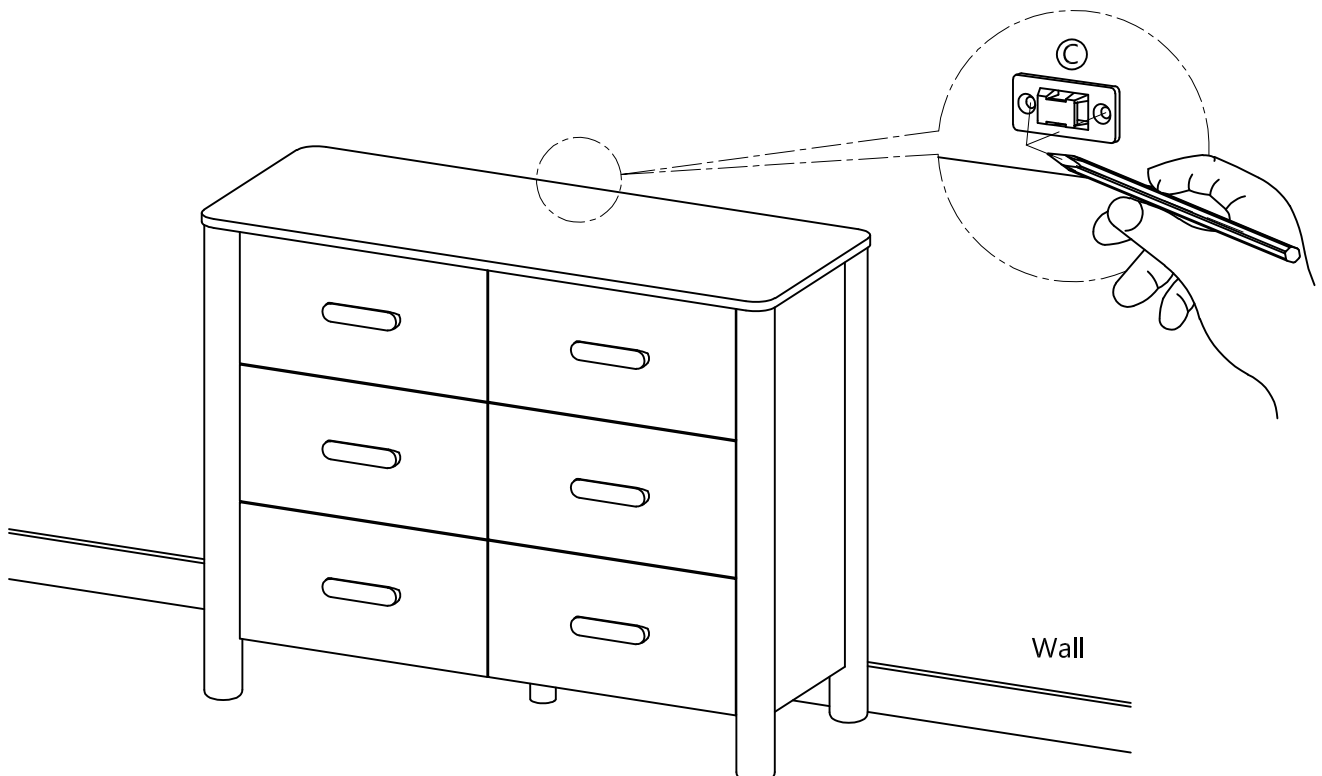
59966 - LOUIE CHEST OF DRAWERS GLACIER

STEP 1

Move handles from inside to outside.



STEP 2

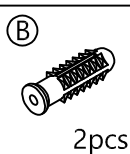
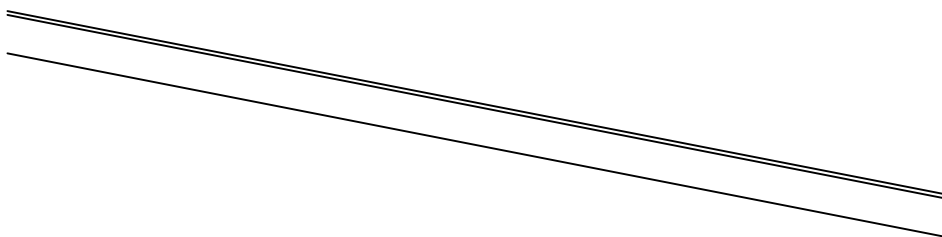
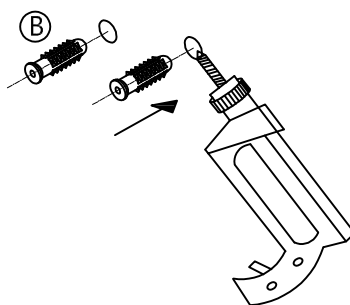


ASSEMBLY INSTRUCTIONS

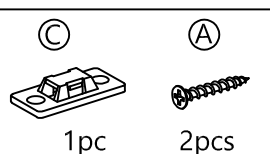
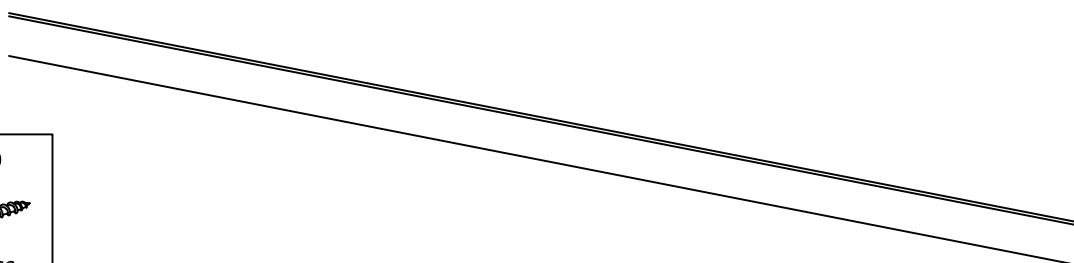
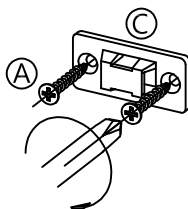
adairs kids

59966 - LOUIE CHEST OF DRAWERS GLACIER

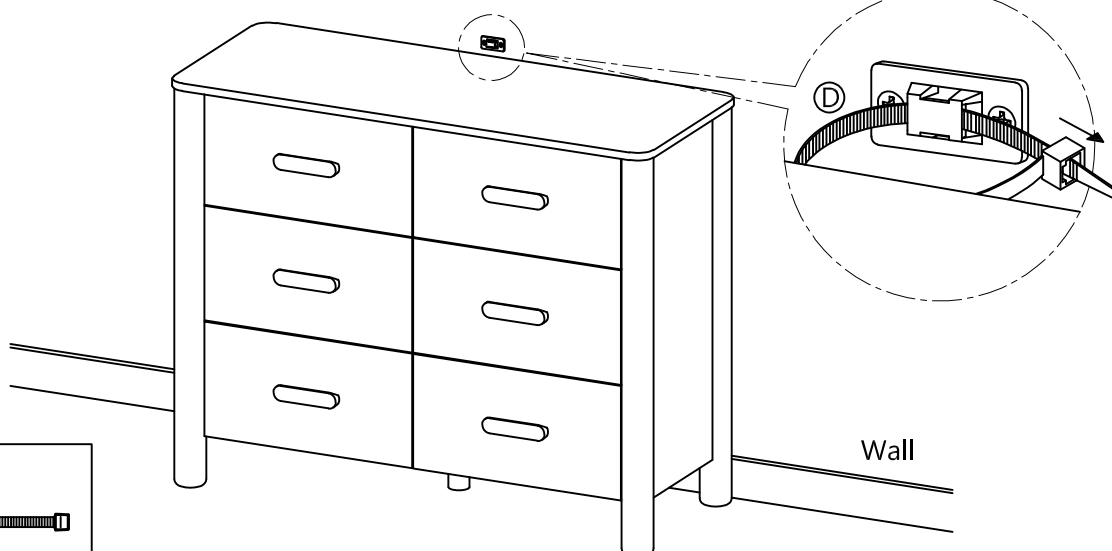
STEP 3



STEP 4



STEP 5



ASSEMBLY INSTRUCTIONS

59966 - LOUIE CHEST OF DRAWERS GLACIER

adairs kids

 WARNING	
	<p>Children have died from furniture toppling over.</p> <ul style="list-style-type: none">• ALWAYS secure this furniture with an anchor device.• NEVER allow children to stand, climb or hang on drawers, doors, or shelves.• NEVER open more than one drawer at a time.• Place heavy items down low.• NEVER place a television on this furniture.

CAUTION:

For your safety when attaching the anchor fixings, please note the following:

- Check for any electrical wires or plumbing inside the wall before drilling any holes (if you are unsure please seek professional advice from a qualified tradesperson)
- Walls are constructed from different materials, for example, masonry (solid brick) or plasterboard lined cavity walls (hollow). It is important that you use the appropriate wall fixings for your wall type.
- Your local hardware store will have the necessary drills and fixings and can offer advice if needed. If in doubt, engage the services of a qualified tradesperson to install and anchor the product.