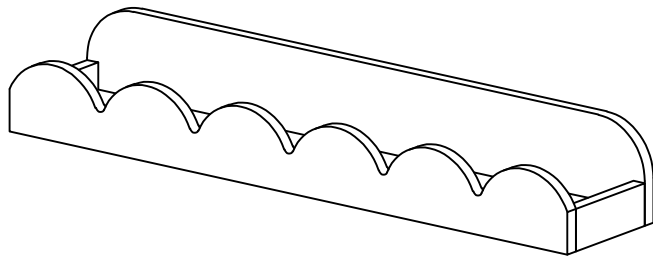


ASSEMBLY INSTRUCTIONS

56948 - SADIE SCALLOP BOOKSHELF 2PK

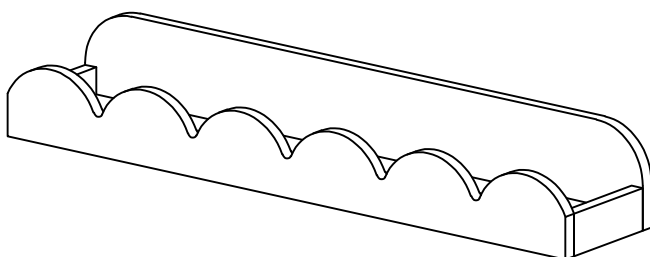
Please read instructions carefully. Remove all wrapping material, staples and packing straps from the carton. See hardware and furniture parts list for guidance. Be sure you have all parts before you start assembling. Place all wooden furniture parts on a clean, flat, soft surface; such as a carpet or rug to prevent the item from being scratched.

- Hardware is not included.
- Wall fixings should be selected according to the type of wall and the weight of the item to be hung. We recommend seeking advice from a qualified tradesperson before installation to ensure correct fitting.
- For extra care, check the hooks periodically to ensure fittings are secure.
- **Suitable for weight up to 5kg. Do not overload.**



PARTS INCLUDED

Bookshelf : 2pcs



HARDWARE LIST (Not included)



Screw
4pcs



Wall plug
4pcs



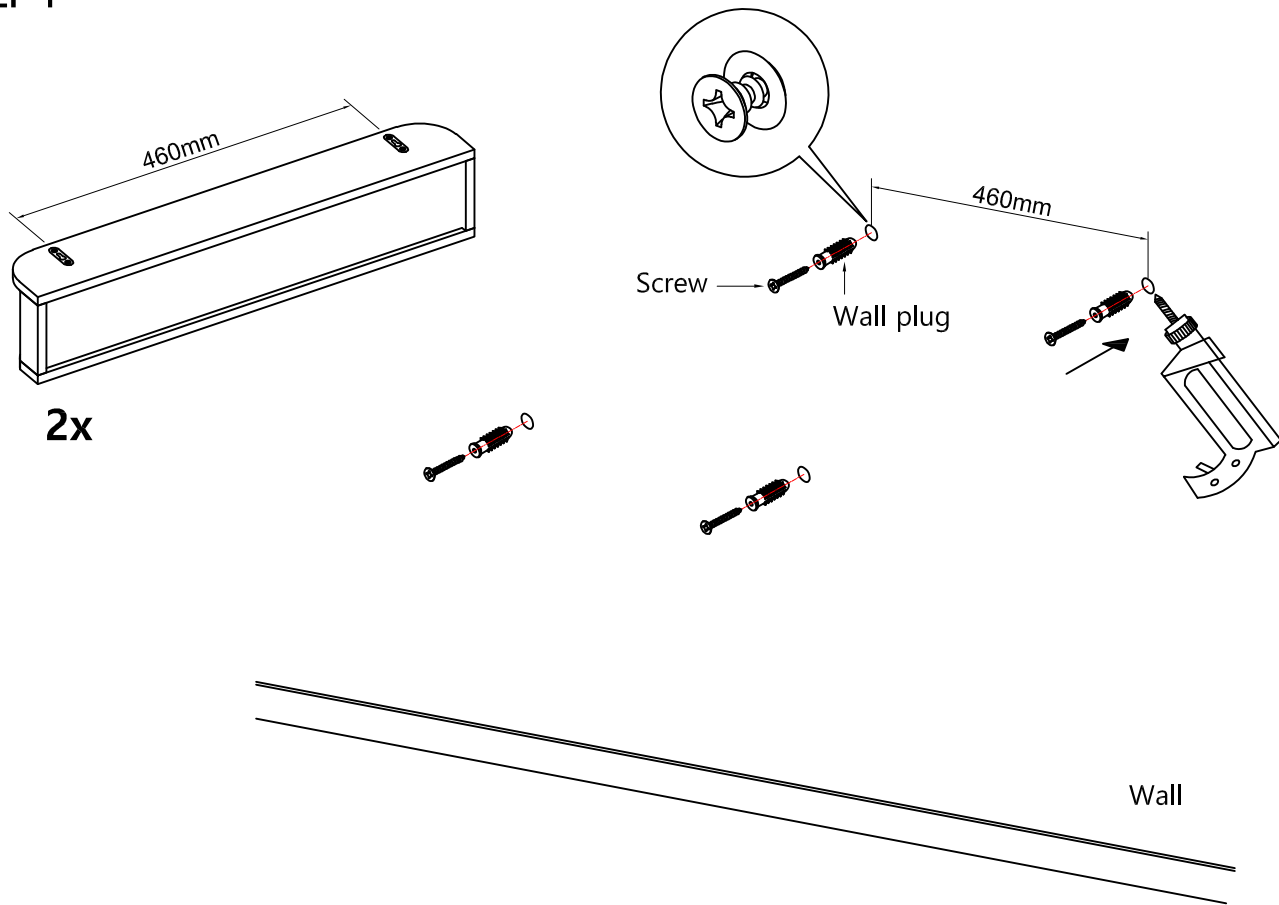
Phillips Head Screwdriver
(Not included)

ASSEMBLY INSTRUCTIONS

adairs kids

56948 - SADIE SCALLOP BOOKSHELF 2PK

STEP 1



STEP 2

