

ASSEMBLY INSTRUCTIONS



MONROE CHAIR


Please read instructions carefully. Remove all wrapping material, staples and packing straps from the carton. See the hardware and furniture parts list for guidance. Be sure you have all parts before you start to assemble the product. Place all furniture parts on a clean surface, such as a carpet or rug to prevent the item from being scratched.

PARTS INCLUDED

1.TOP	: 1PC
2.LEG	: 4PCS

HARDWARE LIST

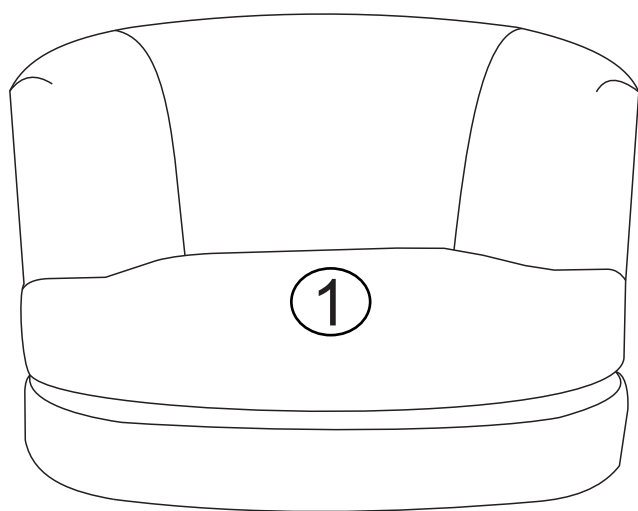
A. BOLT	: 8PCS
B. ALLEN KEY .	:1PC



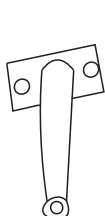
Ⓐ



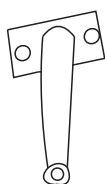
Ⓑ



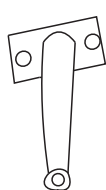
1



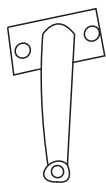
2



2



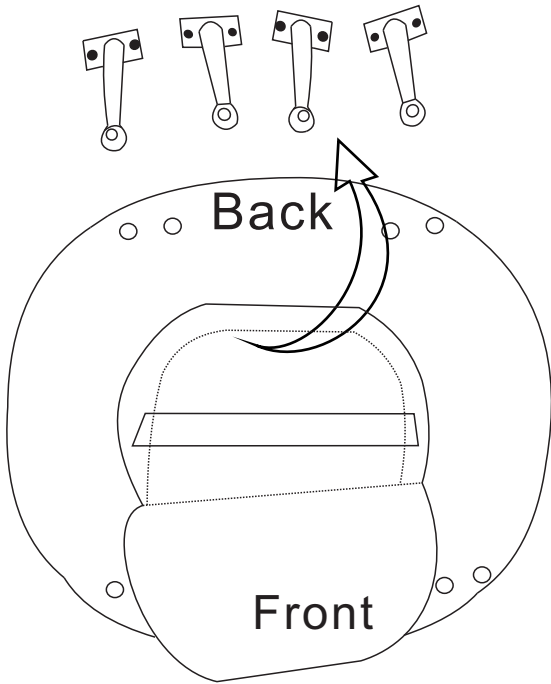
2



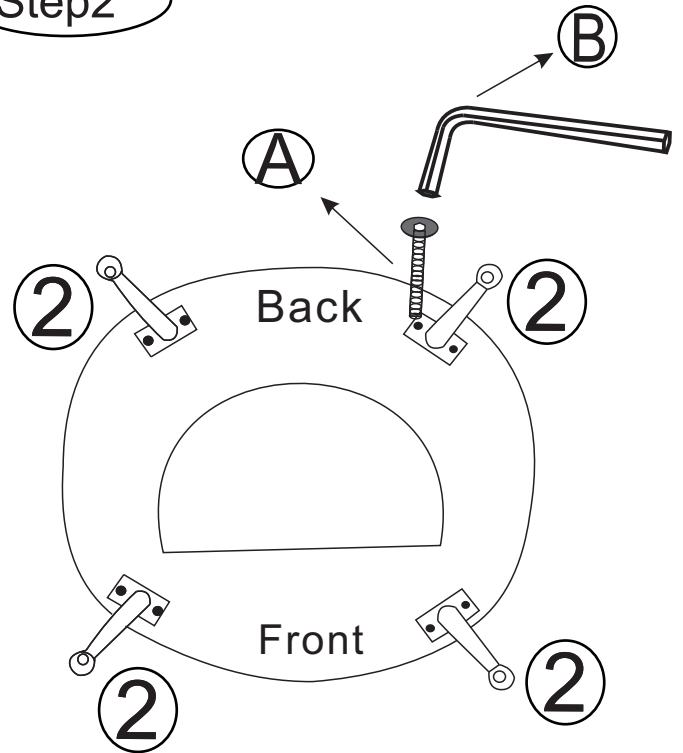
2

MONROE CHAIR

Step1



Step2



Step3

